




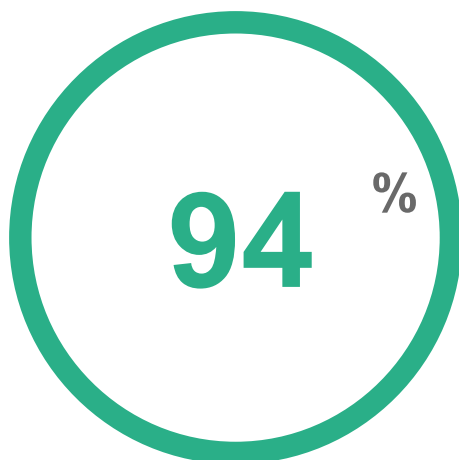
Order	RA1-00516596
Name	Allergy Intermediate Panel
Date of Birth	01-Jan-2002
Fasted For	Non-fasting Sample
Date of Sample Collection	30-Jun-2025
Date of Report	10-Jul-2025
Programme	Enhanced Allergy Panel

CONTENTS

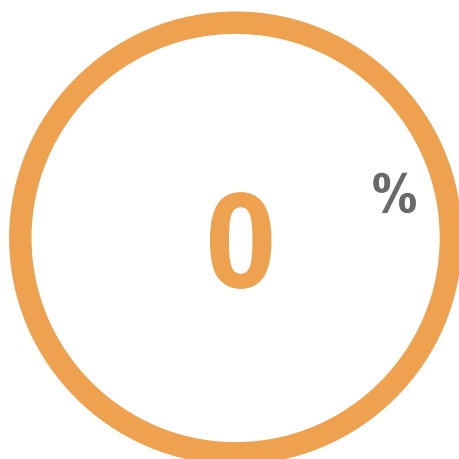
	Your Results of Interest	06
	Allergy Evaluation	07
	Results for your Doctor	10


Health Status

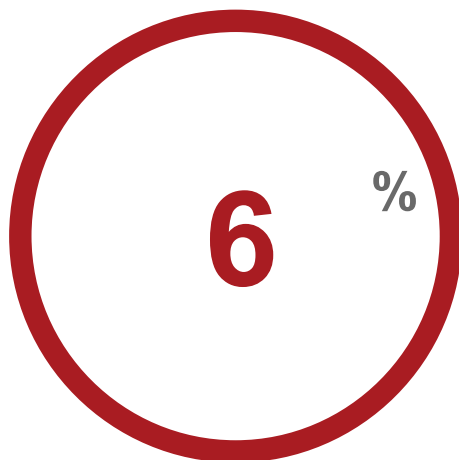
Track and improve your Health Status each time you visit Radox Health.



 Green - In Range



 Amber - In Between



 Red - Out of Range

Your Results of Interest

The results presented in this section are a summary of all the tests that are either positive or fall outside the reference ranges. What does this mean? A reference range is a term used to determine if your results are within what is considered to be the 'normal' range of the population. If your results are outside the range for a test, it does not automatically mean the result is abnormal. Depending on each person's individual medical history, current medications and ongoing conditions or diseases, the results must be interpreted in this context to fully understand what these results mean to you. Therefore, in this section those results that are either positive or fall outside the reference range are highlighted so that they can be reviewed by a GP / Consultant to understand the relevance to your health. These results will also appear again throughout the report alongside the other results for that profile.



Allergy Evaluation

Sesame Seed





Allergy Evaluation

Allergies are increasingly common, with estimates suggesting that allergies will affect 25% of the population at some stage in life. An allergy is the immune system's response to a particular food or environmental substance (allergen). This response occurs in predisposed individuals and results in the production of a particular type of immune system protein (antibody) called immunoglobulin E (IgE). Subsequent exposure to the allergen generates IgE, which in turn causes the release of chemicals into the body. This chemical release causes the characteristic symptoms of allergies such as coughing, sneezing and itching. The Allergy Evaluation measures the total IgE level in the blood. However, generation of IgE is dependent on recent exposure to an allergen. The Allergy Evaluation may prove inconclusive in individuals who have limited their exposure to suspected allergens (e.g. removal of wheat from diet or avoidance of pets).

Immunoglobulin E (IgE)



3.2
kU/l

Peanut



0.021
kU/l

Cat Epithelium and Dander



0.11
kU/l

Cod Fish



0.123
kU/l

Dog Dander



0.157
kU/l

Dog Epithelium

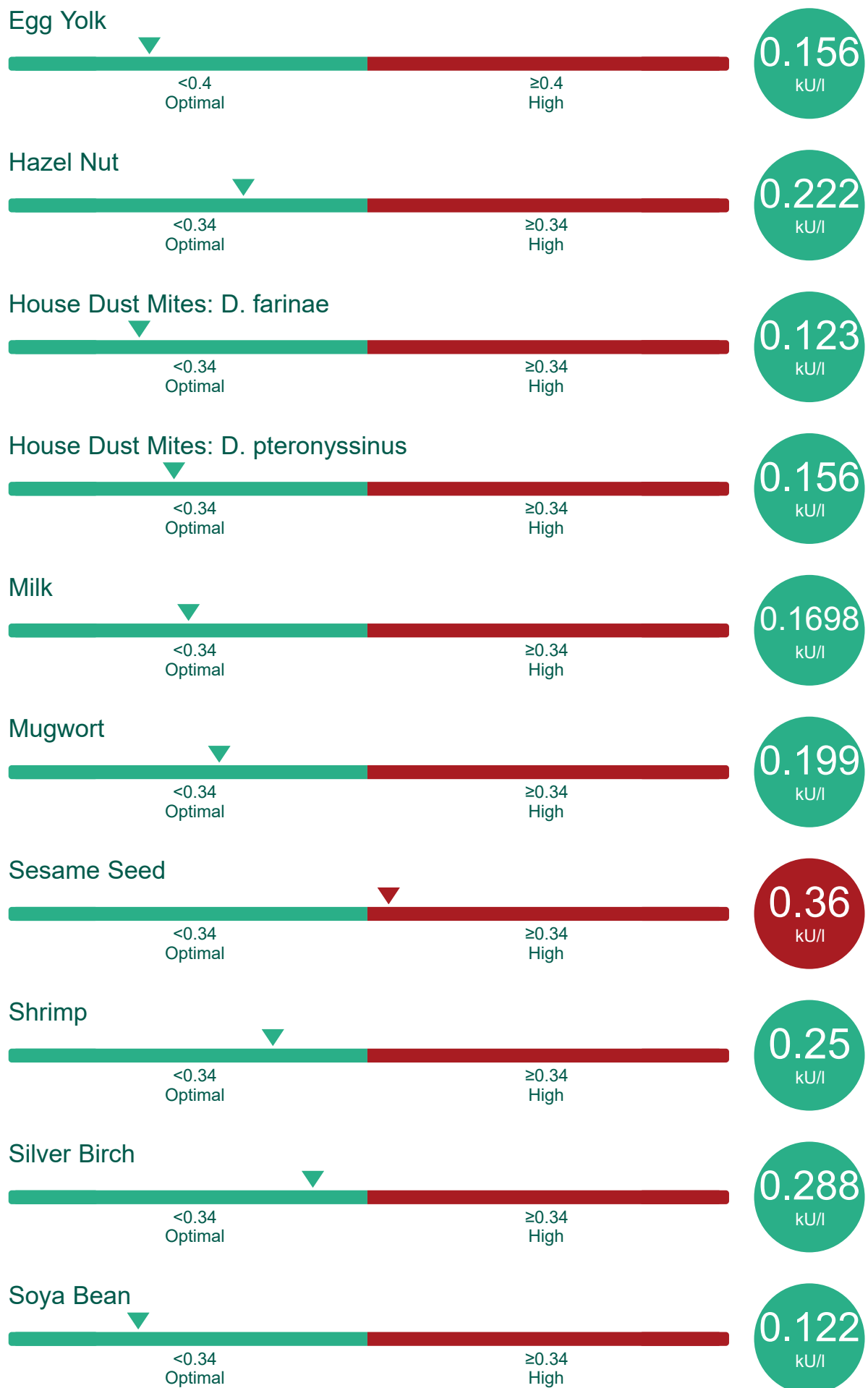


0.233
kU/l

Egg White



0.311
kU/l



Timothy Grass



0.11
kU/l

Results for your Doctor

This section contains all your test results. Your doctor may prefer to see your test results in this format. The results that are either positive or fall outside the reference range are highlighted in red.

Test	Result	Units	Reference Range
Allergy Evaluation			
Immunoglobulin E (IgE)	3.2	kU/l	≤100.0 Optimal
Peanut	0.021	kU/l	<0.34 Optimal
Cat Epithelium and Dander	0.11	kU/l	<0.34 Optimal
Cod Fish	0.123	kU/l	<0.34 Optimal
Dog Dander	0.157	kU/l	<0.34 Optimal
Dog Epithelium	0.233	kU/l	<0.34 Optimal
Egg White	0.311	kU/l	<0.34 Optimal
Egg Yolk	0.156	kU/l	<0.4 Optimal
Hazel Nut	0.222	kU/l	<0.34 Optimal
House Dust Mites: D. farinae	0.123	kU/l	<0.34 Optimal
House Dust Mites: D. pteronyssinus	0.156	kU/l	<0.34 Optimal
Milk	0.1698	kU/l	<0.34 Optimal
Mugwort	0.199	kU/l	<0.34 Optimal
Sesame Seed	0.36	kU/l	<0.34 Optimal ≥0.34 High
Shrimp	0.25	kU/l	<0.34 Optimal
Silver Birch	0.288	kU/l	<0.34 Optimal
Soya Bean	0.122	kU/l	<0.34 Optimal
Timothy Grass	0.11	kU/l	<0.34 Optimal